


6. HIDDEN CONNECTION ON JOIST | SELF DRILLING DOWEL ON JOIST

6D. HP CONNECTION ON COLUMN | JS ON JOIST+CLOSING BOARD

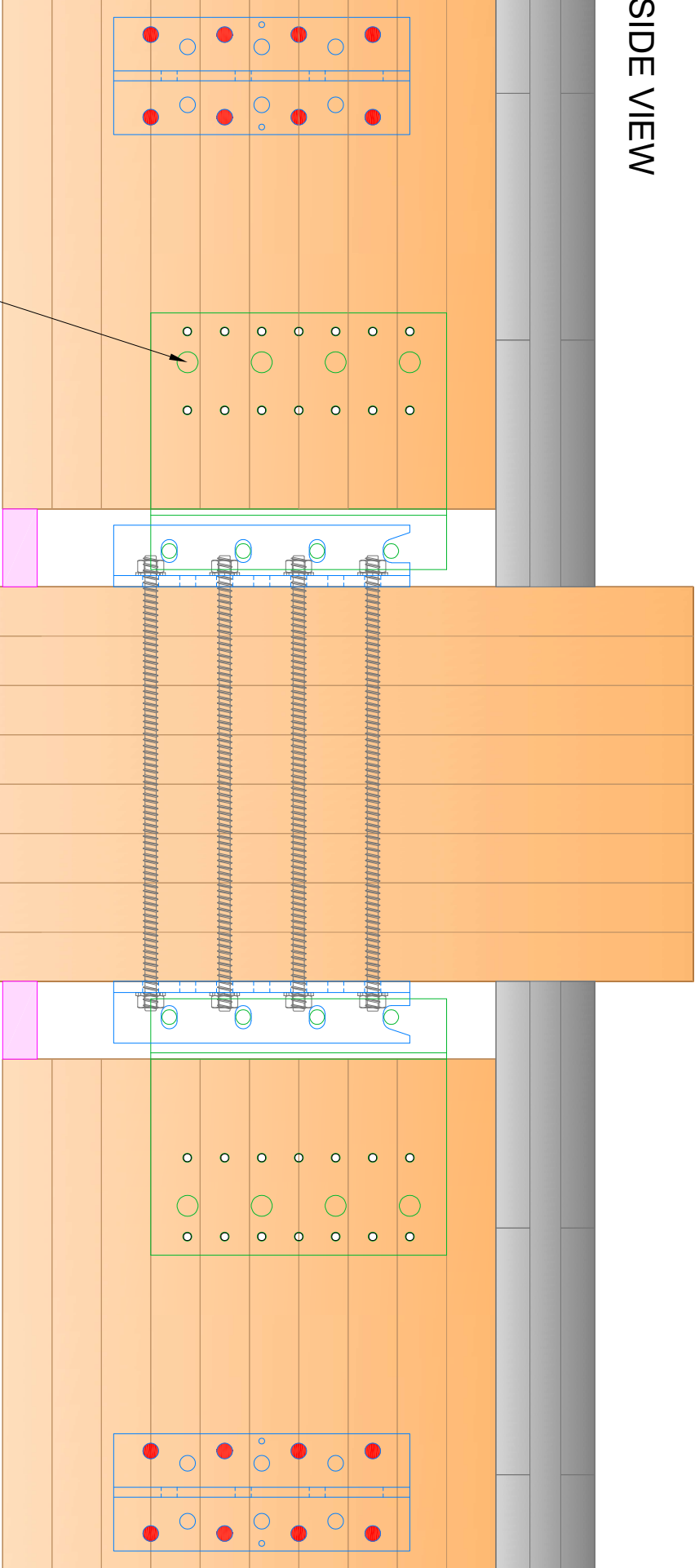
TOP DOWN

TOP VIEW

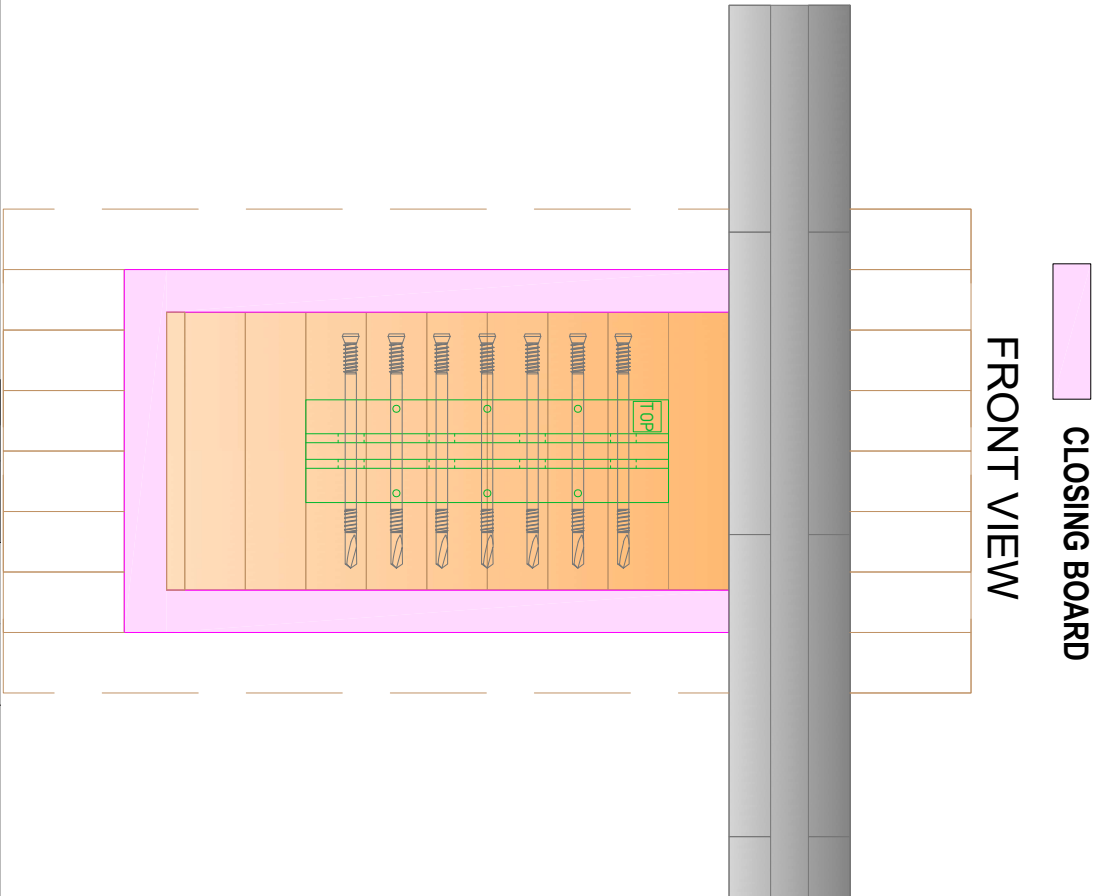


SCREWS (NOT INCLUDED)	
TYPE	CODE
BEAM CONNECTOR - COLUMN	ALUMEGA240HP
SCREWS - HEADER	KOS12 + ULS
POSITIONING SCREWS	LBSHEVO 5x80÷120
BEAM CONNECTOR - JOIST	ALUMEGA240JS
SELF DRILLING DOWELS	SBD7.5
POSITIONING SCREWS	LBSHEVO 5x80÷120
FASTENING	MEGABOLT

SIDE VIEW

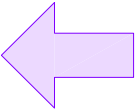


FRONT VIEW



existing holes  
for STA dowels

TOP DOWN INSTALLATION



Object:	ALUMEGA				Rev:	01	Date:	22.01.2026	Object:	Technical connection details	
	Product code:				Author:		A.G.	Check:	A.D.P.	Approval:	A.D.P.
	ALUMEGA240				Signature:		Scale:		1: 5	Language:	en
					doc. ref. no:				6D - ALUMEGA240_HP-JS		